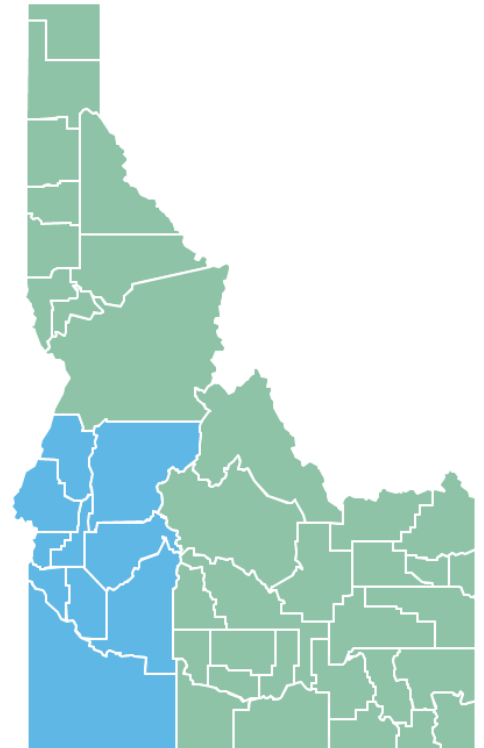


# Southwest Idaho Labor Force And Economic Profile

Last Updated: September 15, 2021

## Southwest Idaho Economic Overview

Civilian Labor Force (Aug 2021)	425,134
Unemployment Rate (Aug 2021)	2.9%
Population (2020)	849,171
Median Household Income (2019)	\$59,952
Per Capita Personal Income (2019)	\$42,035
Poverty Rate (2019)	12.0%



## 1. Regional Demographic Characteristics, 2019

	Southwest	Region (%)	State of Idaho (%)	United States (%)
<b>Total Population</b>	785,609	100.0%	1,717,750	324,697,795
<b>Race and Ethnicity</b>				
White alone, not hispanic	629,136	80.1%	82.0%	60.7%
Black or African American alone, not hispanic	7,610	1.0%	0.7%	12.3%
Native American alone, not hispanic	4,318	0.5%	1.1%	0.7%
Asian alone, not hispanic	14,224	1.8%	1.3%	5.5%
Hispanic or Latino (of any race)	108,276	13.8%	12.5%	18.0%
<b>Gender</b>				
Male	392,955	50.0%	50.1%	49.2%
Female	392,654	50.0%	49.9%	50.8%
<b>Age</b>				
Median age	43.2	-	40.3	38.1
Under 18 years	198,637	25.3%	25.7%	22.6%
Over 18 years	586,972	74.7%	74.3%	77.4%
21 years and over	517,875	65.9%	64.9%	67.9%
Over 65 years	114,823	14.6%	15.4%	15.6%
<b>Educational Attainment (Population 25 years and Over)</b>				
Less than 9th grade	16,635	2.1%	2.2%	3.5%
High school graduate (with equivalencies)	136,063	6.2%	17.8%	18.3%
Some college, no degree	130,671	16.6%	16.9%	13.9%
Associate's degree	48,897	6.2%	6.4%	5.8%
Bachelor's degree	106,430	13.5%	12.1%	13.4%
Graduate or professional degree	51,667	6.6%	5.8%	8.4%
<b>Median Household Income</b>	\$59,952	-	\$56,605	\$62,843

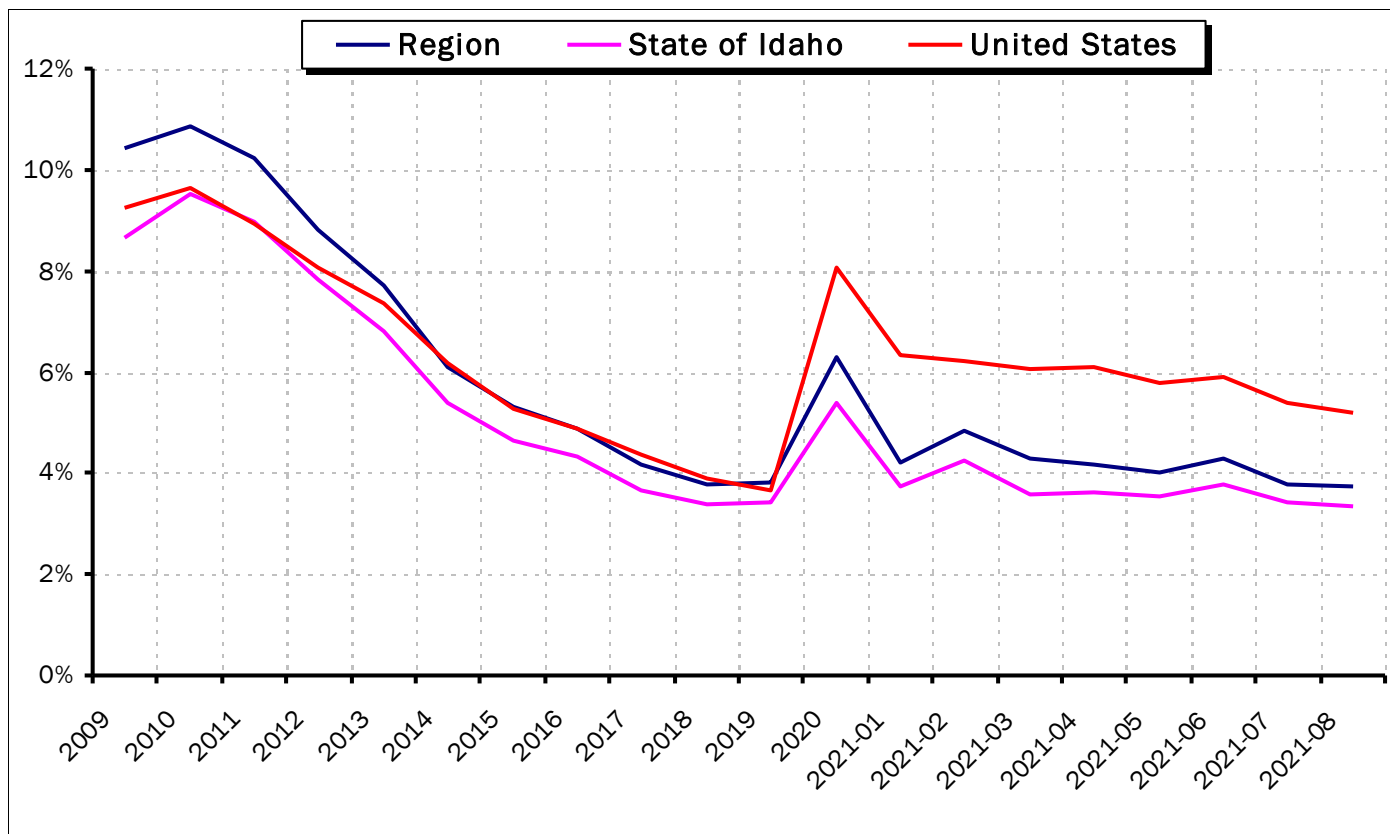
Source: US Census Bureau, American Community Survey 2019 5-Year Estimates

## 2. Labor Force

	Labor Force	Employment	Unemployed	Unemployment Rate
August 2021	425,134	412,788	12,346	2.9%
August 2020	420,099	401,731	18,368	4.4%

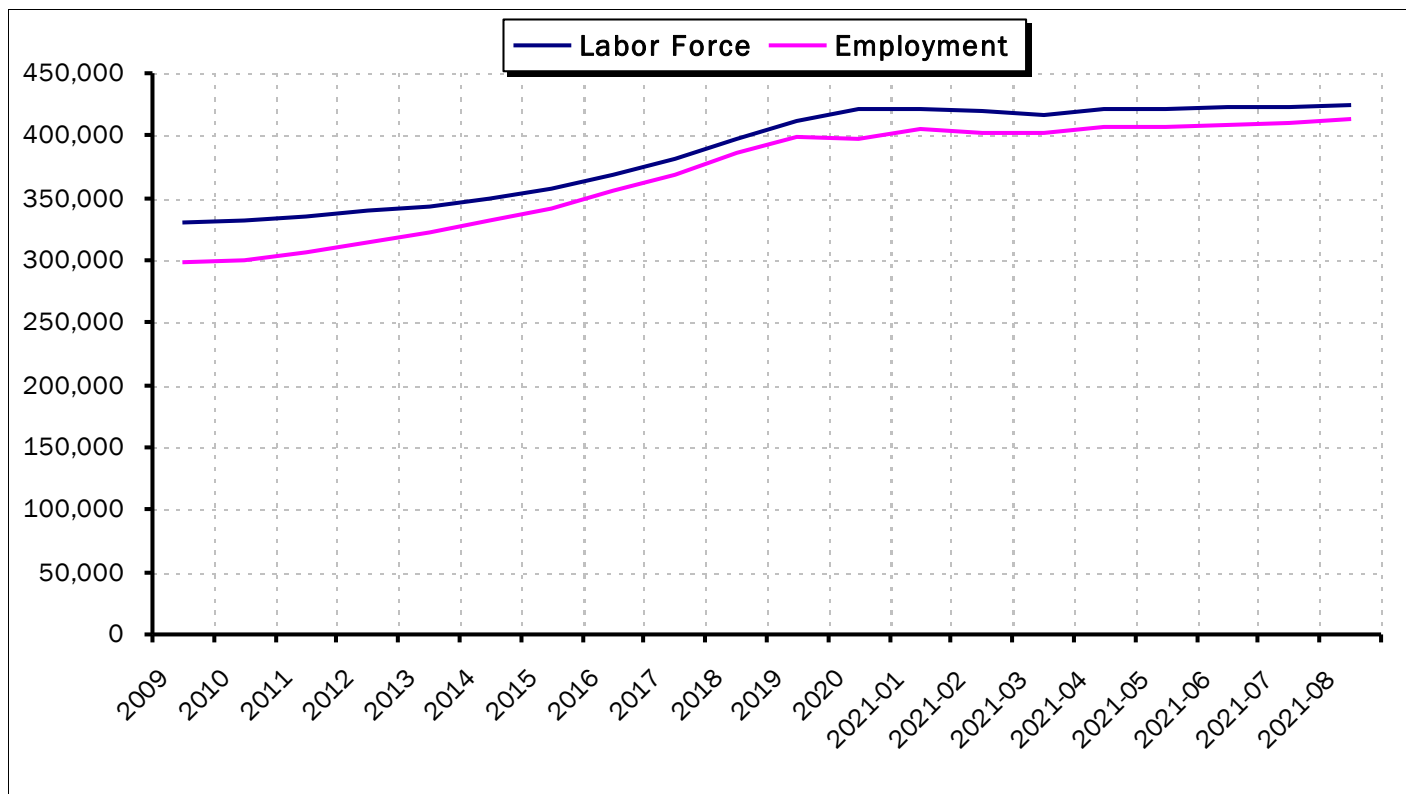
Source: Idaho Department of Labor

### 3. Seasonally-Adjusted Unemployment Rate, 2009 - Current



Source: Idaho Department of Labor

### 4. Seasonally-Adjusted Labor Force and Employment, 2009 - Current



Source: Idaho Department of Labor

## 5. Industry Employment and Wages- 2010, 2019 and 2020

Industry Sector	2010		2019		2020	
	Average Employment	Average Wages	Average Employment	Average Wages	Average Employment	Average Wages
Total Covered Wages	270,602	\$37,537	355,077	\$47,746	353,072	\$51,043
Natural Resources and Mining	6,396	\$26,480	6,950	\$37,156	6,936	\$39,648
Construction	14,039	\$40,991	26,696	\$48,443	28,334	\$51,147
Manufacturing	24,138	\$59,444	31,474	\$75,548	30,787	\$79,520
Trade,Transportation, and Utilities	54,391	\$34,668	69,290	\$45,040	70,218	\$48,357
Information	4,945	\$45,767	4,638	\$55,612	3,609	\$63,826
Financial Activities	13,460	\$44,904	18,290	\$64,253	19,115	\$74,661
Professional and Business Services	38,607	\$39,651	48,854	\$54,638	50,117	\$58,857
Education and Health Services	60,402	\$36,844	77,441	\$45,029	77,072	\$47,742
Leisure and Hospitality	25,398	\$14,098	39,098	\$18,672	34,927	\$19,427
Other Services	7,671	\$24,461	10,297	\$33,638	9,610	\$35,727
Public Administration	21,128	\$45,395	22,405	\$55,727	22,737	\$57,222

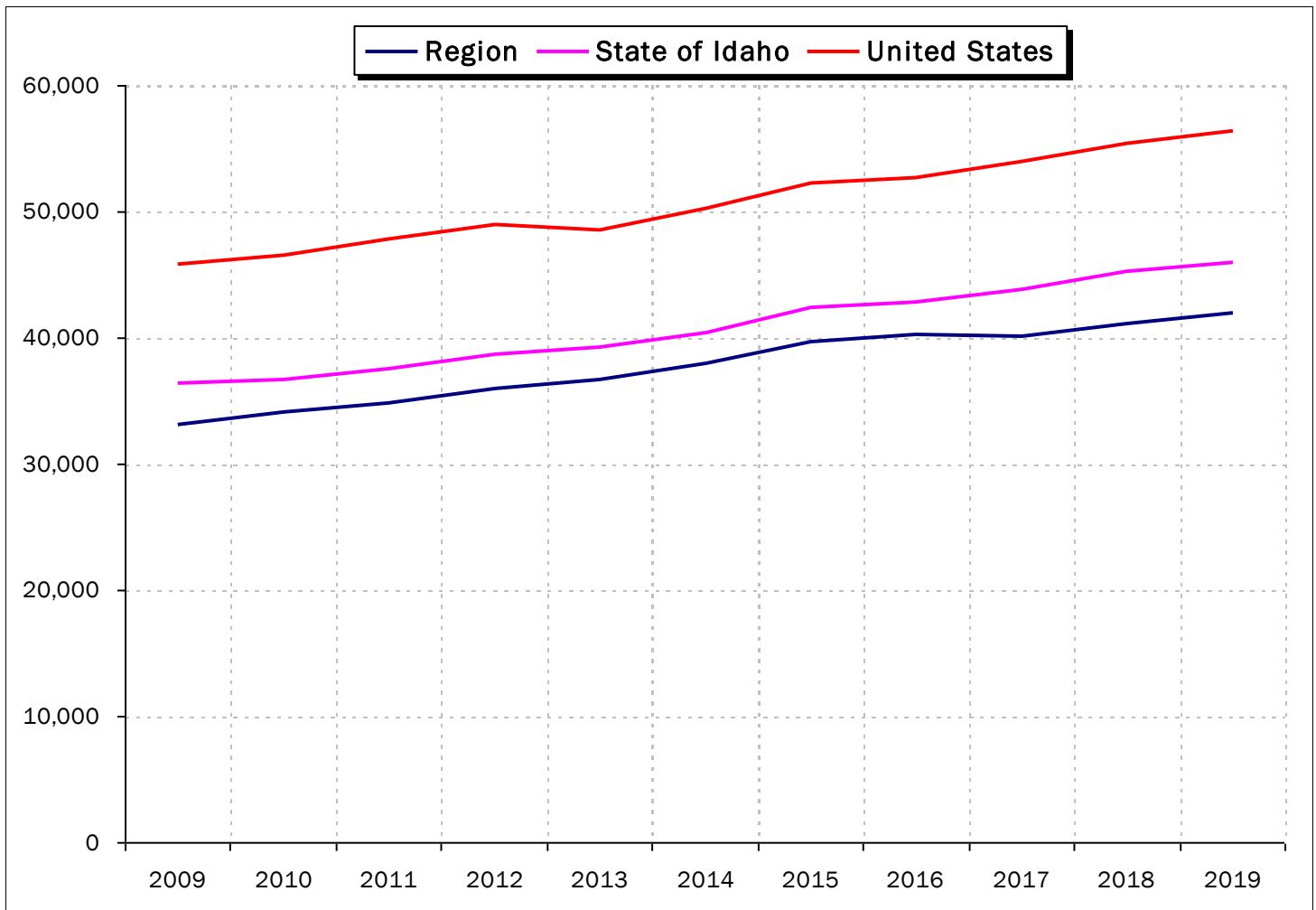
Source: Idaho Department of Labor

## 6. Top Employers, 2020

Employer	Ownership	Range
St. Luke's Regional Medical Center	Private	5,000+
Micron Technology	Private	5,000+
St. Alphonsus Health System	Private	5,000+
Meridian Joint School District	Local Gov	2,500 - 4,999
Albertsons	Private	2,500 - 4,999
Wal-Mart	Private	2,500 - 4,999
Boise State University	State Gov	2,500 - 4,999
Boise School District	Local Gov	2,500 - 4,999
City of Boise	Local Gov	1,000 - 2,499
J. R. Simplot Company	Private	1,000 - 2,499

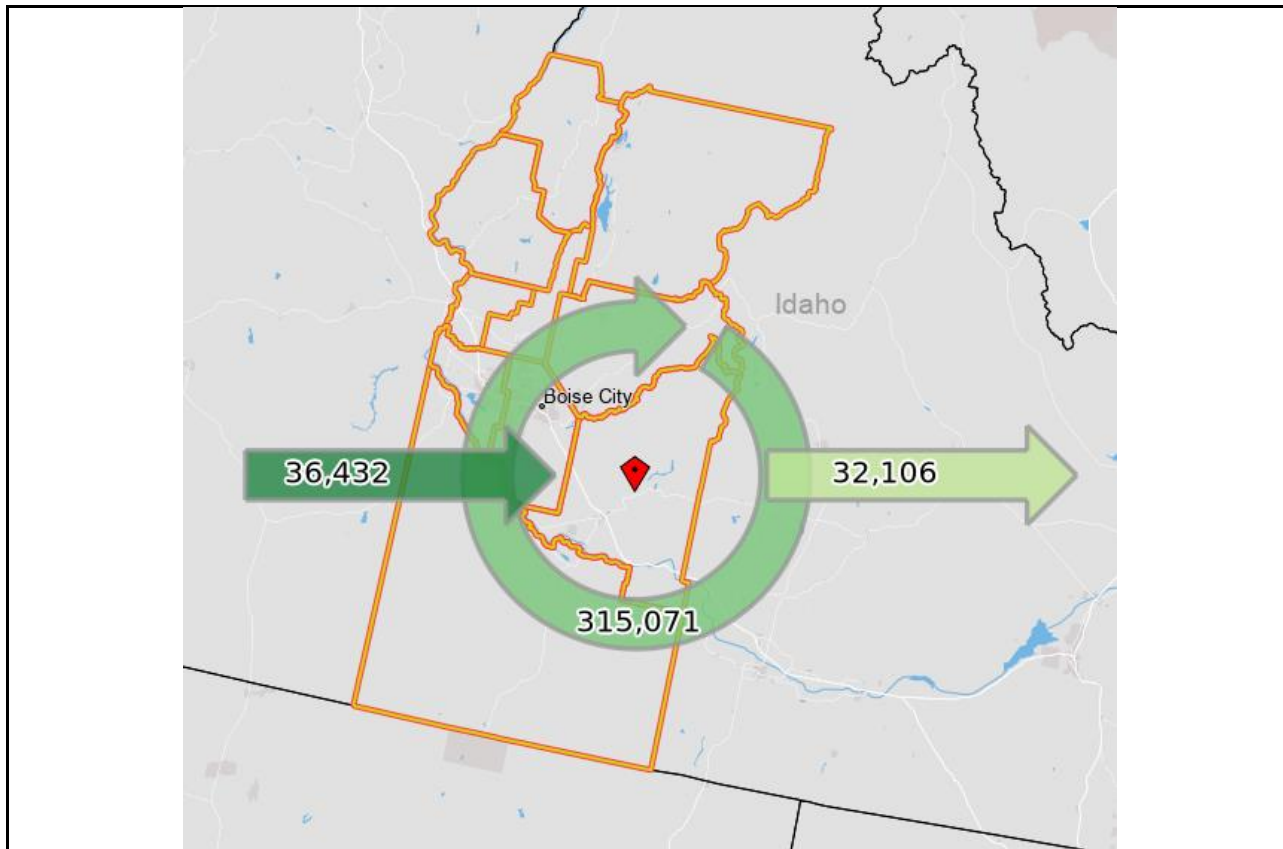
NOTE: Only employers that have given the Department permission to release employment range data are listed. Source: Idaho Department of Labor

## 7. Real Per Capita Income, 2009 - 2019



## 8. Labor Force Commuting Patterns, 2018

It is estimated that 315,071 workers lived and worked in Southwest Idaho in 2018. Another 36,432 workers were employed in Southwest Idaho but lived outside, while 32,106 workers commuted to other areas for work.



Source: US Census Bureau

## 9. Top 10 Cities Where People Who Work in Southwest Idaho Live, 2018

City of Residence	All Jobs
Boise City	106,172
Meridian	40,138
Nampa	37,581
Caldwell	20,181
Eagle	8,435
Kuna	8,222
Garden City	5,460
Mountain Home	4,612
Star	3,412
Middleton	2,493

Note: "All Jobs" includes private and public sector jobs. It also includes a count of workers with multiple jobs. Source: US Census Bureau

## 10. Top 10 Cities Where People Who Live in Southwest Idaho Work, 2018

City of Employment	All Jobs
Boise City	160,150
Meridian	42,799
Nampa	34,121
Caldwell	15,254
Garden City	7,955
Eagle	7,598
Twin Falls	3,209
Mountain Home	2,684
Kuna	2,187
Idaho Falls	1,515

Note: "All Jobs" includes private and public sector jobs. It also includes a count of workers with multiple jobs.

Source: US Census Bureau

### For more Information, Contact:

**Jan Roeser**, Labor Economist, Idaho Department of Labor • 317 W. Main Street, Boise, ID 83735 • (208) 332-3570 ext. 3539 • [jan.roeser@labor.idaho.gov](mailto:jan.roeser@labor.idaho.gov) • Labor Market Information website: [lmi.idaho.gov](http://lmi.idaho.gov)

— Blank Page —