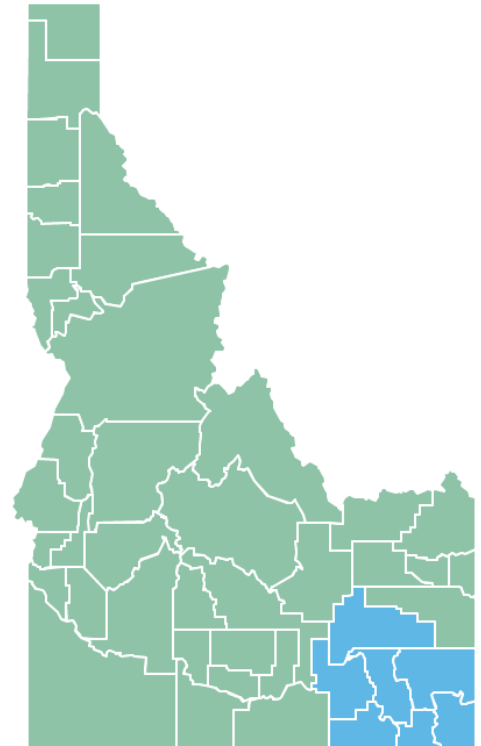


Southeast Idaho Labor Force And Economic Profile

Last Updated: September 15, 2021

Southeast Idaho Economic Overview

Civilian Labor Force (Aug 2021)	90,431
Unemployment Rate (Aug 2021)	2.8%
Population (2020)	175,641
Median Household Income (2019)	\$53,483
Per Capita Personal Income (2019)	\$40,416
Poverty Rate (2019)	13.9%



1. Regional Demographic Characteristics, 2019

	Southeast	Region (%)	State of Idaho (%)	United States (%)
Total Population	170,077	100.0%	1,717,750	324,697,795
Race and Ethnicity				
White alone, not hispanic	138,578	81.5%	82.0%	60.7%
Black or African American alone, not hispanic	824	0.5%	0.7%	12.3%
Native American alone, not hispanic	4,972	2.9%	1.1%	0.7%
Asian alone, not hispanic	1,827	1.1%	1.3%	5.5%
Hispanic or Latino (of any race)	20,012	11.8%	12.5%	18.0%
Gender				
Male	85,111	50.0%	50.1%	49.2%
Female	84,966	50.0%	49.9%	50.8%
Age				
Median age	36.2	-	40.3	38.1
Under 18 years	48,431	28.5%	25.7%	22.6%
Over 18 years	121,646	71.5%	74.3%	77.4%
21 years and over	105,835	62.2%	64.9%	67.9%
Over 65 years	24,408	14.4%	15.4%	15.6%
Educational Attainment (Population 25 years and Over)				
Less than 9th grade	3,500	2.1%	2.2%	3.5%
High school graduate (with equivalencies)	31,510	5.8%	17.8%	18.3%
Some college, no degree	29,469	17.3%	16.9%	13.9%
Associate's degree	9,893	5.8%	6.4%	5.8%
Bachelor's degree	17,591	10.3%	12.1%	13.4%
Graduate or professional degree	7,576	4.5%	5.8%	8.4%
Median Household Income	\$53,483	-	\$56,605	\$62,843

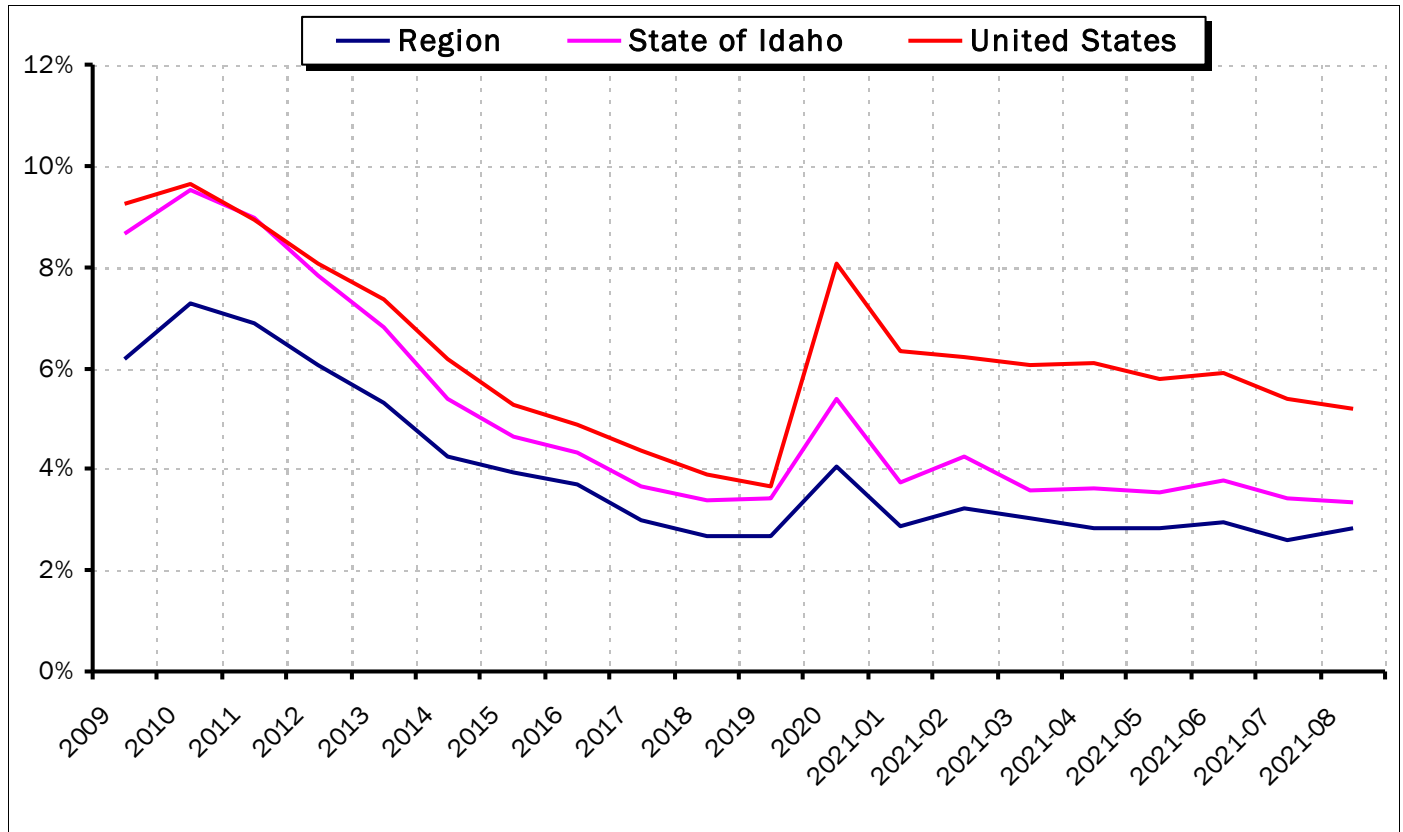
Source: US Census Bureau, American Community Survey 2019 5-Year Estimates

2. Labor Force

	Labor Force	Employment	Unemployed	Unemployment Rate
August 2021	90,431	87,880	2,551	2.8%
August 2020	86,837	83,894	2,943	3.4%

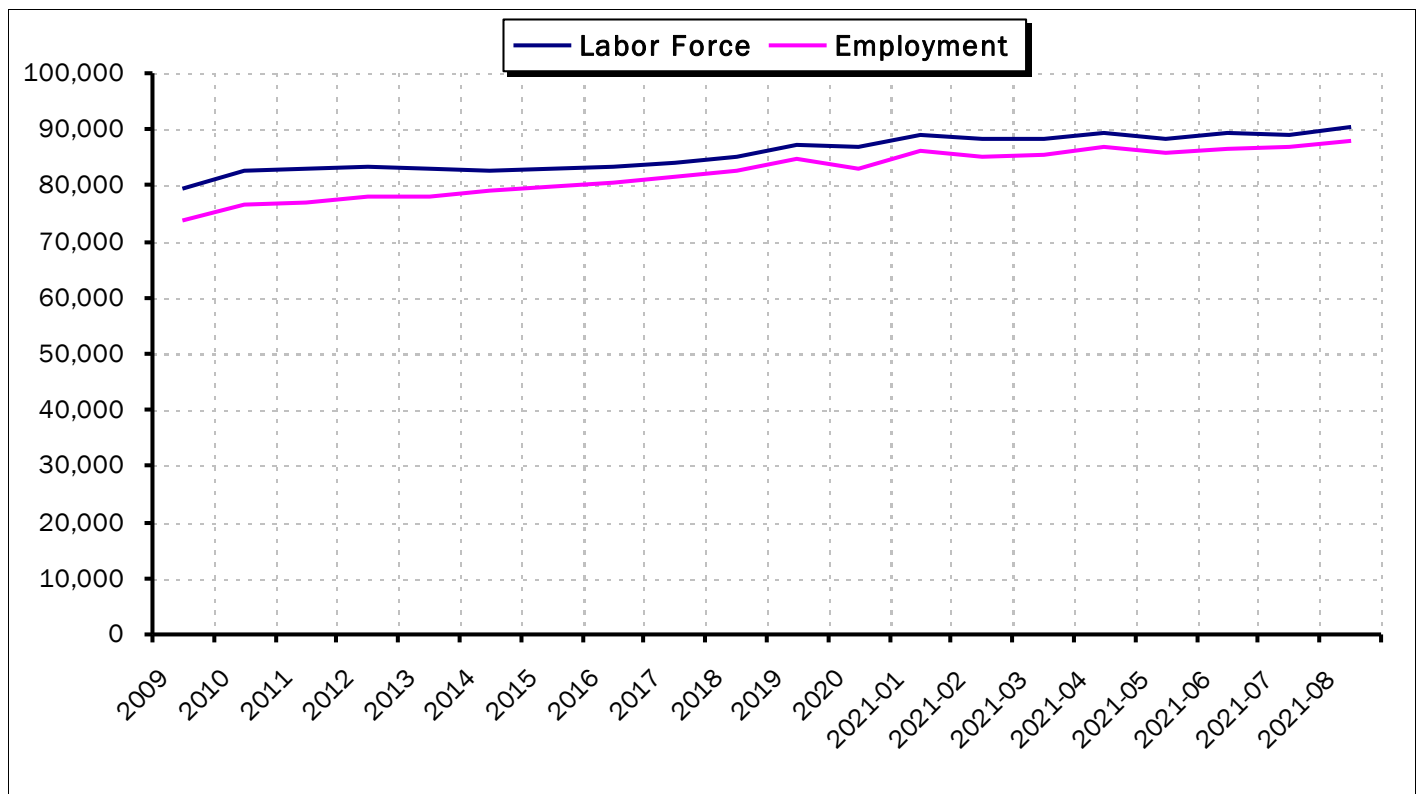
Source: Idaho Department of Labor

3. Seasonally-Adjusted Unemployment Rate, 2009 - Current



Source: Idaho Department of Labor

4. Seasonally-Adjusted Labor Force and Employment, 2009 - Current



Source: Idaho Department of Labor

5. Industry Employment and Wages- 2010, 2019 and 2020

Industry Sector	2010		2019		2020	
	Average Employment	Average Wages	Average Employment	Average Wages	Average Employment	Average Wages
Total Covered Wages	57,317	\$31,152	63,189	\$38,041	61,786	\$40,219
Natural Resources and Mining	2,617	\$32,310	3,272	\$44,947	3,244	\$45,230
Construction	3,029	\$37,137	3,508	\$42,319	3,590	\$44,013
Manufacturing	6,240	\$46,349	6,983	\$52,910	6,619	\$55,718
Trade,Transportation, and Utilities	11,481	\$27,704	11,777	\$34,834	11,690	\$37,073
Information	725	\$25,845	547	\$34,210	462	\$34,209
Financial Activities	2,309	\$38,373	2,149	\$48,077	2,065	\$53,497
Professional and Business Services	4,163	\$30,924	5,545	\$39,306	5,427	\$45,757
Education and Health Services	15,392	\$31,166	17,309	\$38,049	17,109	\$40,017
Leisure and Hospitality	5,273	\$12,435	6,400	\$15,623	5,894	\$16,004
Other Services	1,365	\$23,185	1,349	\$29,551	1,348	\$31,207
Public Administration	4,709	\$35,674	4,678	\$43,222	4,675	\$44,382

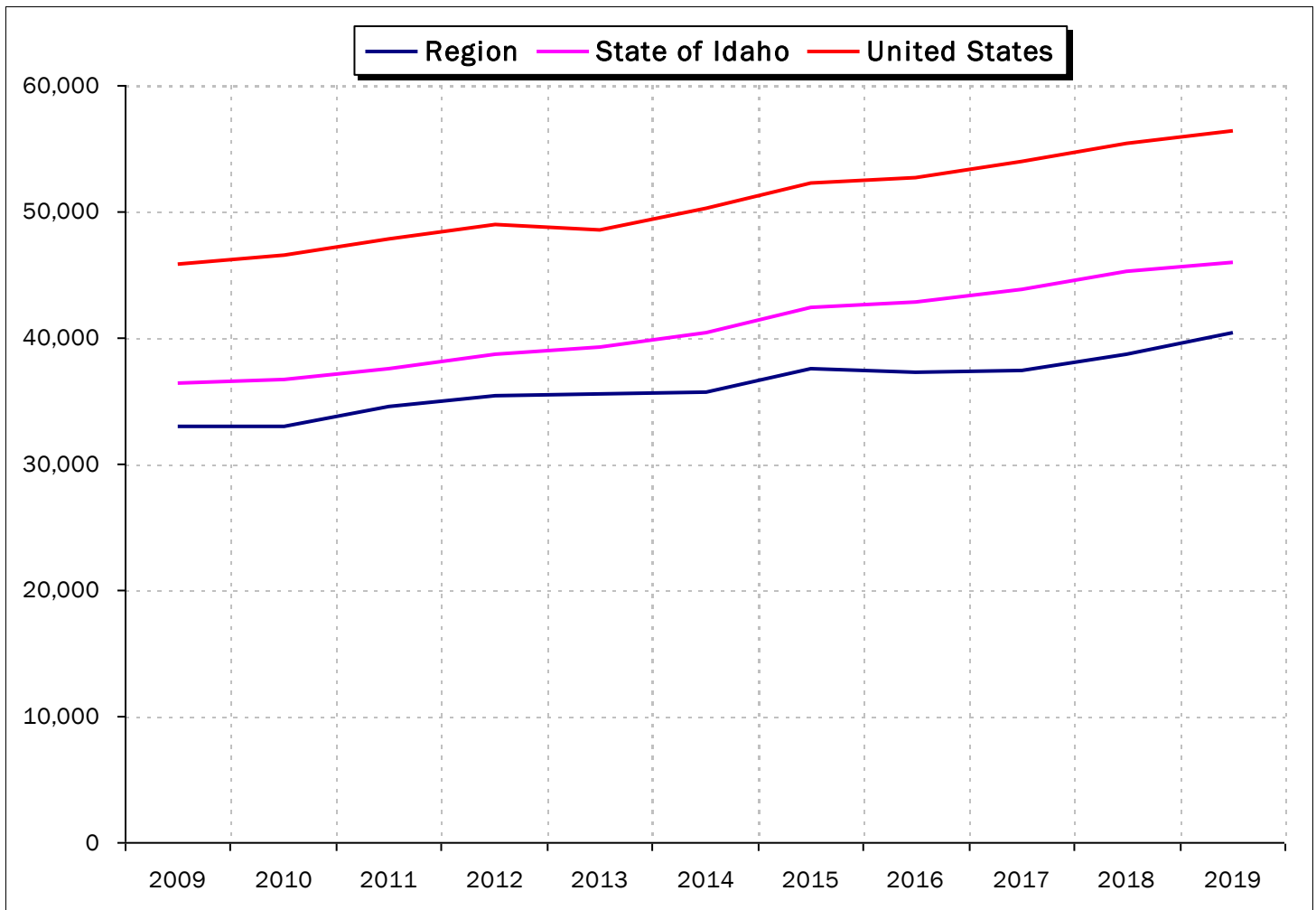
Source: Idaho Department of Labor

6. Top Employers, 2020

Employer	Ownership	Range
Idaho State University	State Gov	1,000 - 2,499
Pocatello/Chubbuck School District	Local Gov	1,000 - 2,499
Portneuf Medical Center	Private	1,000 - 2,499
Idaho Central Credit Union	Private	500 - 999
Bingham Memorial Hospital	Private	500 - 999
Shoshone Bannock Tribes	Local Gov	500 - 999
Amy's Kitchen	Private	500 - 999
Basic American Foods	Private	500 - 999
City of Pocatello	Local Gov	500 - 999
Wal-Mart	Private	500 - 999

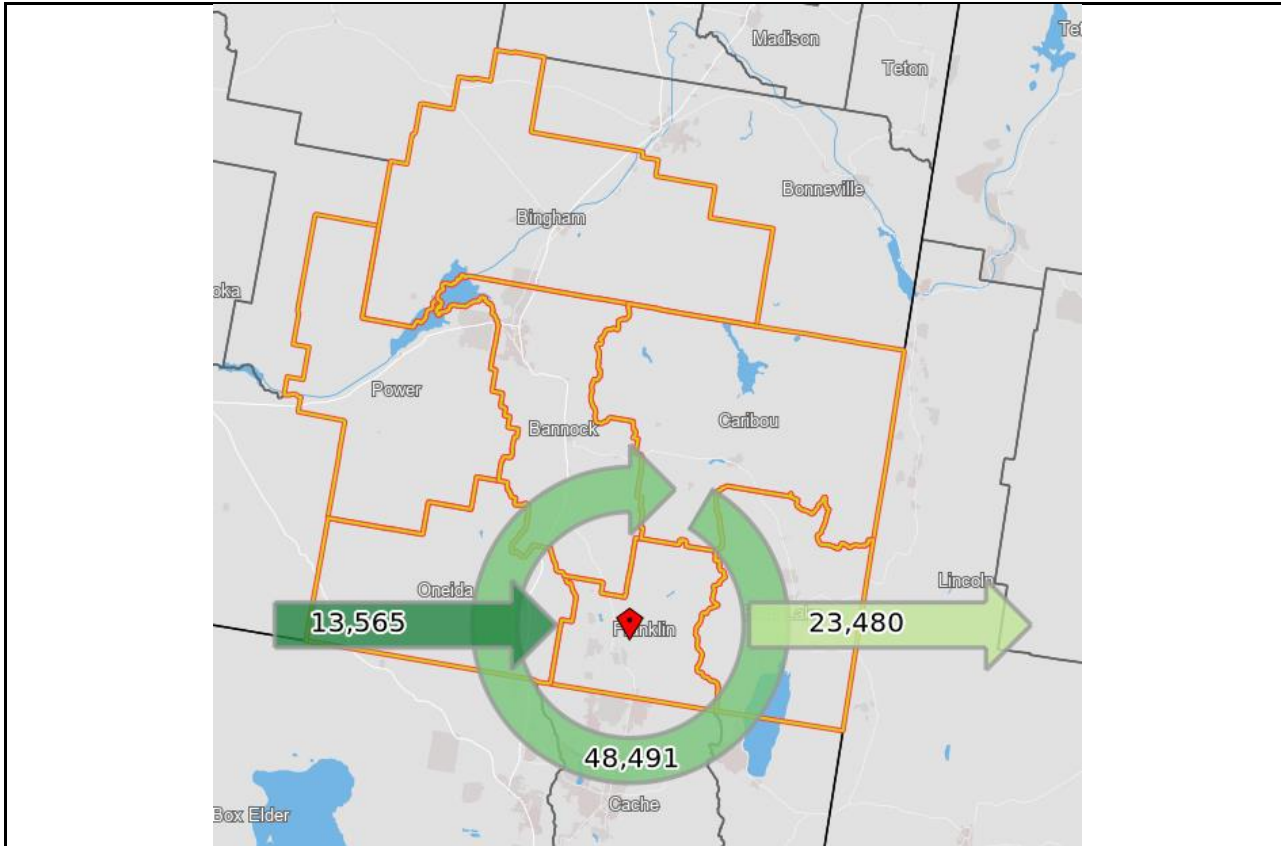
NOTE: Only employers that have given the Department permission to release employment range data are listed. Source: Idaho Department of Labor

7. Real Per Capita Income, 2009 - 2019



8. Labor Force Commuting Patterns, 2018

It is estimated that 48,491 workers lived and worked in Southeast Idaho in 2018. Another 13,565 workers were employed in Southeast Idaho but lived outside, while 23,480 workers commuted to other areas for work.



Source: US Census Bureau

9. Top 10 Cities Where People Who Work in Southeast Idaho Live, 2018

City of Residence	All Jobs
Pocatello	18,058
Chubbuck	4,746
Blackfoot	3,306
Idaho Falls	2,565
Preston	1,144
American Falls	1,139
Soda Springs	886
Montpelier	745
Ammon	544
Shelley	543

Note: "All Jobs" includes private and public sector jobs. It also includes a count of workers with multiple jobs. Source: US Census Bureau

10. Top 10 Cities Where People Who Live in Southeast Idaho Work, 2018

City of Employment	All Jobs
Pocatello	20,885
Idaho Falls	6,822
Blackfoot	4,210
Chubbuck	4,036
Boise City	1,943
Preston	1,923
Soda Springs	1,474
Fort Hall CDP	1,176
Twin Falls	951
Shelley	830

Note: "All Jobs" includes private and public sector jobs. It also includes a count of workers with multiple jobs.

Source: US Census Bureau

For more Information, Contact:

Esther Eke, Labor Economist, Idaho Department of Labor • 430 N 5th Avenue, Pocatello, ID 83205 • (208) 236-6710 ext. 4331 • esther.eke@labor.idaho.gov • Labor Market Information website: Imi.idaho.gov

— Blank Page —