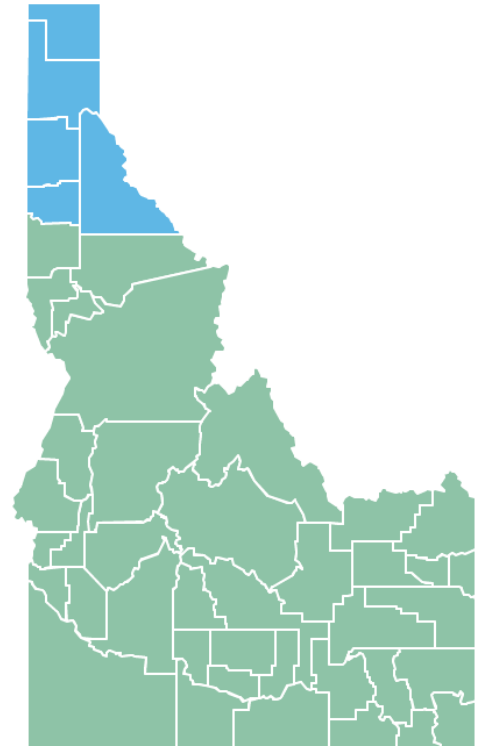


Northern Idaho Labor Force And Economic Profile

Last Updated: September 15, 2021

Northern Idaho Economic Overview

Civilian Labor Force (Aug 2021)	119,879
Unemployment Rate (Aug 2021)	3.7%
Population (2020)	252,442
Median Household Income (2019)	\$53,908
Per Capita Personal Income (2019)	\$40,710
Poverty Rate (2019)	13.3%



1. Regional Demographic Characteristics, 2019

	Northern	Region (%)	State of Idaho (%)	United States (%)
Total Population	234,525	100.0%	1,717,750	324,697,795
Race and Ethnicity				
White alone, not hispanic	213,107	90.9%	82.0%	60.7%
Black or African American alone, not hispanic	675	0.3%	0.7%	12.3%
Native American alone, not hispanic	3,602	1.5%	1.1%	0.7%
Asian alone, not hispanic	1,758	0.7%	1.3%	5.5%
Hispanic or Latino (of any race)	9,995	4.3%	12.5%	18.0%
Gender				
Male	116,320	49.6%	50.1%	49.2%
Female	118,205	50.4%	49.9%	50.8%
Age				
Median age	45.0	-	40.3	38.1
Under 18 years	52,308	22.3%	25.7%	22.6%
Over 18 years	182,217	77.7%	74.3%	77.4%
21 years and over	165,098	70.4%	64.9%	67.9%
Over 65 years	46,806	20.0%	15.4%	15.6%
Educational Attainment (Population 25 years and Over)				
Less than 9th grade	2,616	1.1%	2.2%	3.5%
High school graduate (with equivalencies)	48,650	7.3%	17.8%	18.3%
Some college, no degree	47,456	20.2%	16.9%	13.9%
Associate's degree	17,014	7.3%	6.4%	5.8%
Bachelor's degree	25,601	10.9%	12.1%	13.4%
Graduate or professional degree	13,209	5.6%	5.8%	8.4%
Median Household Income	\$53,908	-	\$56,605	\$62,843

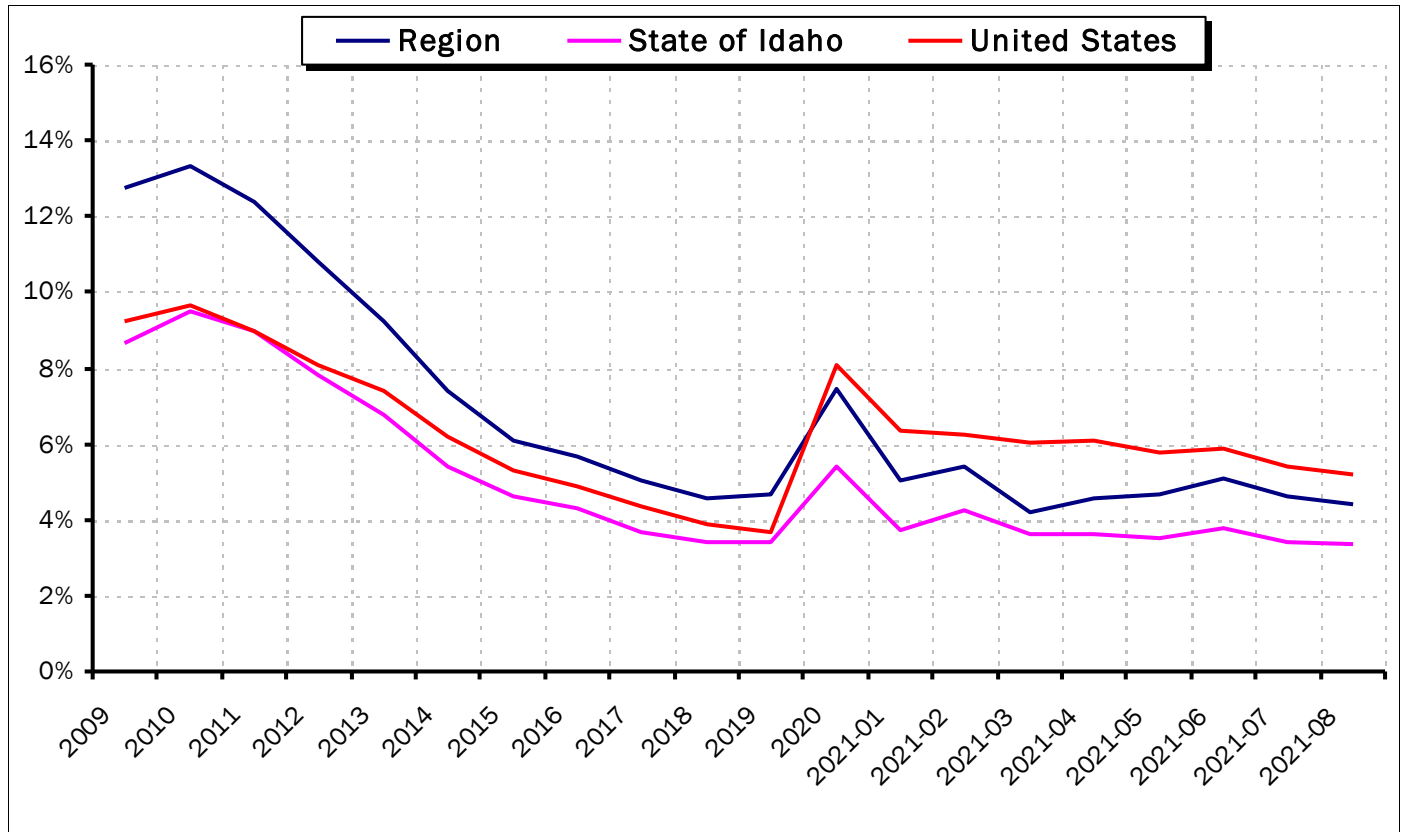
Source: US Census Bureau, American Community Survey 2019 5-Year Estimates

2. Labor Force

	Labor Force	Employment	Unemployed	Unemployment Rate
August 2021	119,879	115,411	4,468	3.7%
August 2020	114,791	108,246	6,545	5.7%

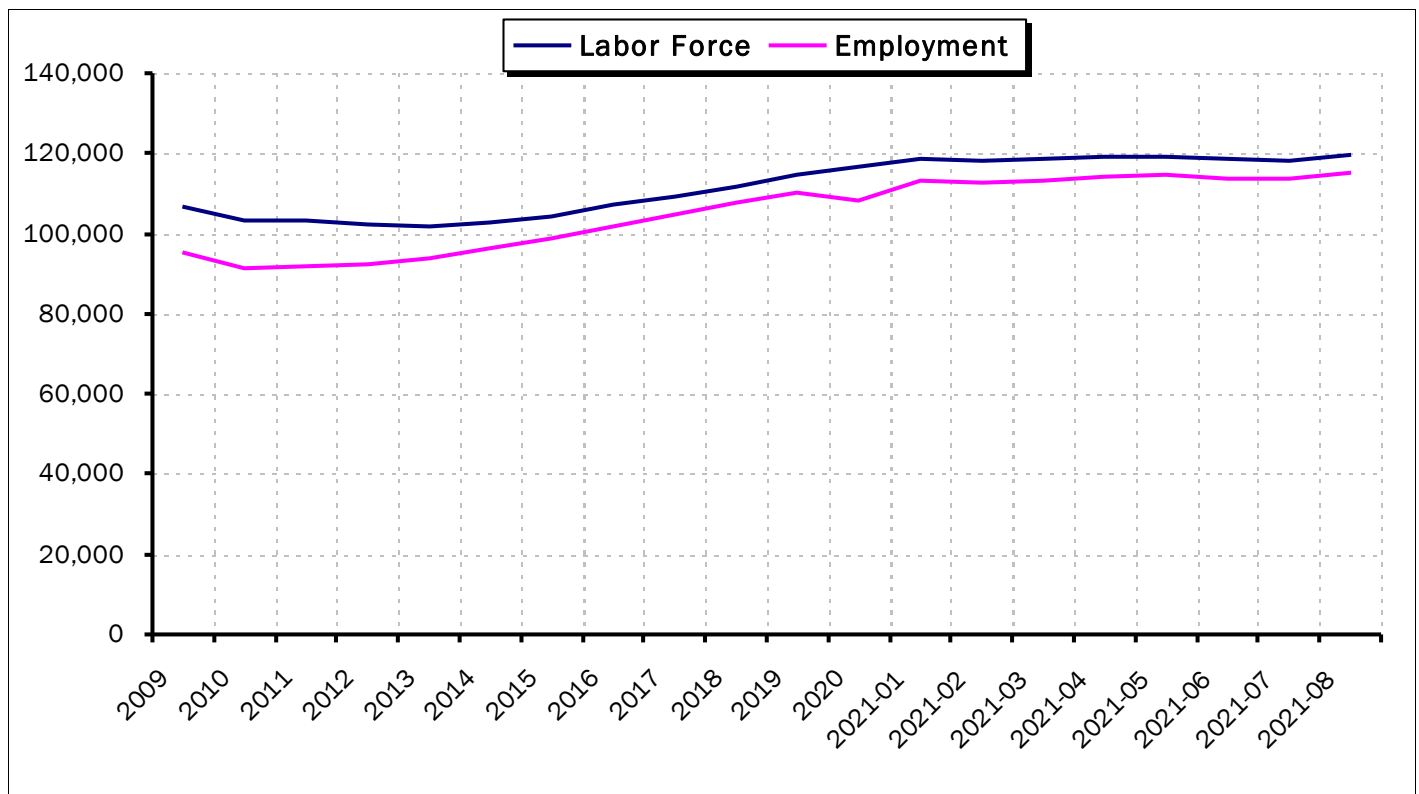
Source: Idaho Department of Labor

3. Seasonally-Adjusted Unemployment Rate, 2009 - Current



Source: Idaho Department of Labor

4. Seasonally-Adjusted Labor Force and Employment, 2009 - Current



Source: Idaho Department of Labor

5. Industry Employment and Wages- 2010, 2019 and 2020

Industry Sector	2010		2019		2020	
	Average Employment	Average Wages	Average Employment	Average Wages	Average Employment	Average Wages
Total Covered Wages	75,453	\$31,779	90,150	\$40,054	89,356	\$42,960
Natural Resources and Mining	1,758	\$57,418	1,838	\$59,321	2,094	\$60,867
Construction	4,806	\$33,547	7,115	\$44,729	7,272	\$47,016
Manufacturing	6,843	\$37,074	8,307	\$47,651	8,057	\$50,928
Trade,Transportation, and Utilities	15,934	\$30,123	17,652	\$38,066	17,890	\$40,793
Information	1,071	\$39,673	1,047	\$57,628	1,042	\$62,042
Financial Activities	3,770	\$39,089	4,219	\$52,806	4,316	\$59,790
Professional and Business Services	7,599	\$34,185	7,774	\$44,501	8,051	\$48,058
Education and Health Services	16,188	\$33,440	20,887	\$42,574	20,619	\$45,912
Leisure and Hospitality	10,354	\$15,730	13,898	\$19,565	12,705	\$21,103
Other Services	1,902	\$22,164	2,346	\$30,030	2,224	\$31,738
Public Administration	5,220	\$39,449	5,230	\$50,344	5,260	\$53,028

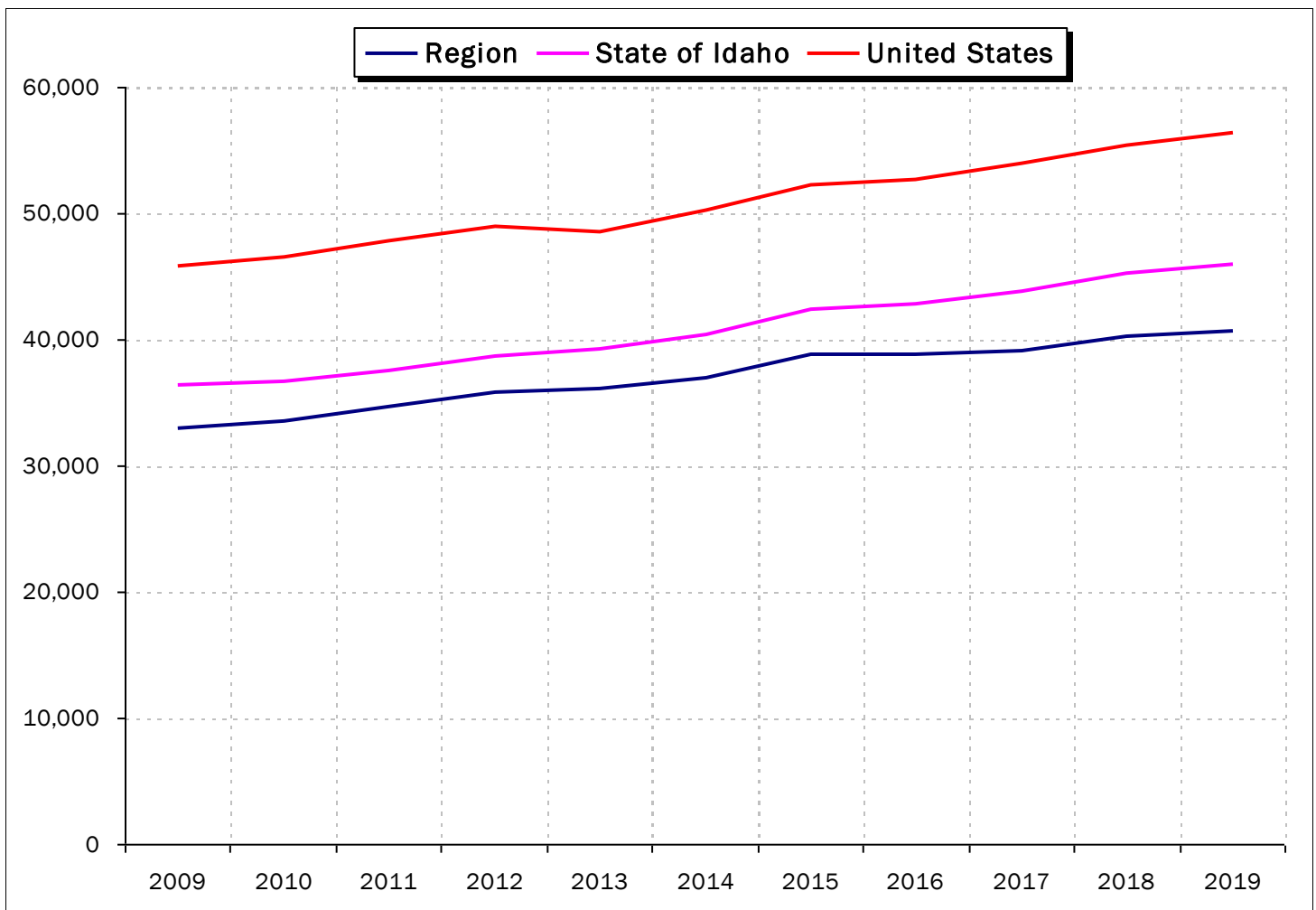
Source: Idaho Department of Labor

6. Top Employers, 2020

Employer	Ownership	Range
Kootenai Health	Local Gov	2,500 - 4,999
Coeur d'Alene School District	Local Gov	1,000 - 2,499
Wal-Mart	Private	1,000 - 2,499
Kootenai County	Local Gov	500 - 999
Hagadone Hospitality	Private	500 - 999
North Idaho College	Local Gov	500 - 999
Couer d'Alene Casino	Local Gov	500 - 999
US Bank	Private	500 - 999
Post Falls School District	Local Gov	500 - 999
Idaho Forest Group	Private	500 - 999

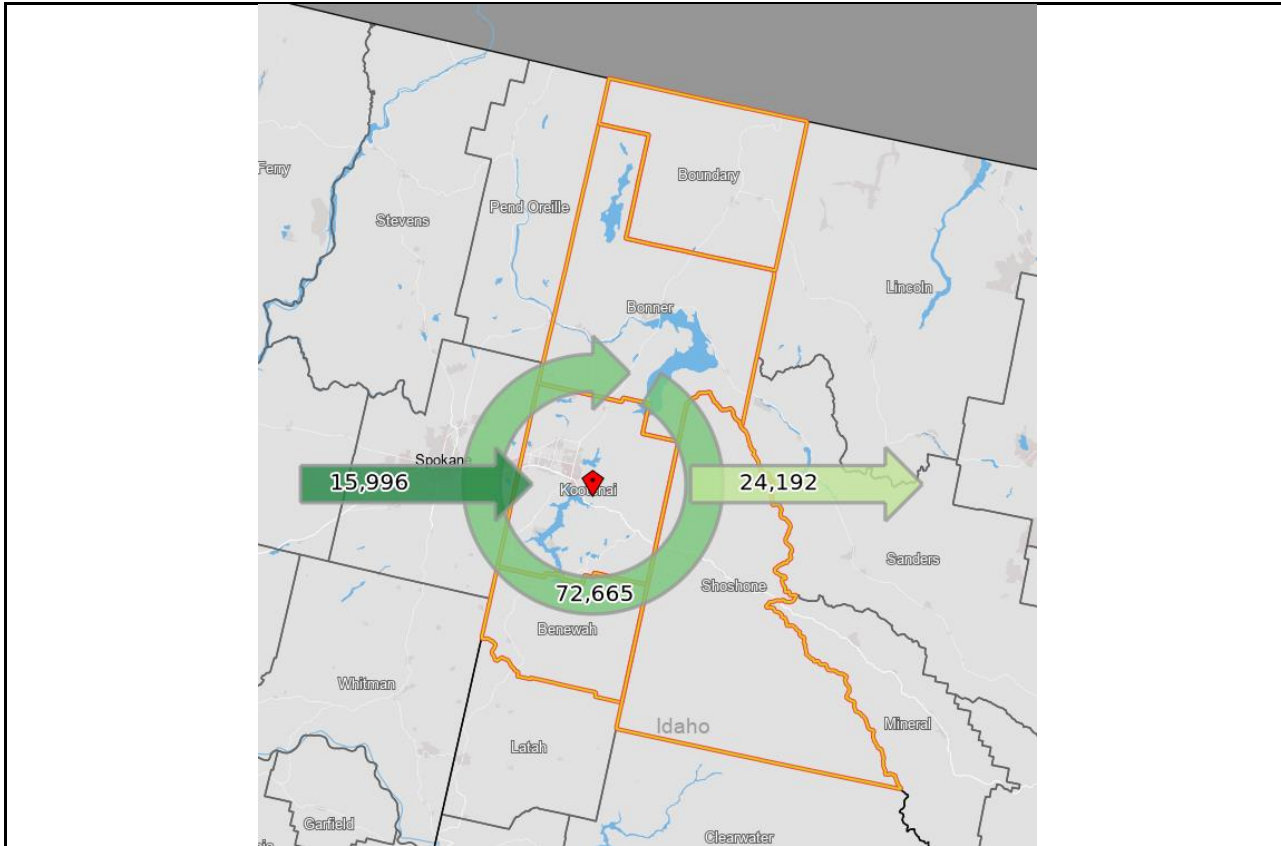
NOTE: Only employers that have given the Department permission to release employment range data are listed. Source: Idaho Department of Labor

7. Real Per Capita Income, 2009 - 2019



8. Labor Force Commuting Patterns, 2018

It is estimated that 72,665 workers lived and worked in Northern Idaho in 2018. Another 15,996 workers were employed in Northern Idaho but lived outside, while 24,192 workers commuted to other areas for work.



Source: US Census Bureau

9. Top 10 Cities Where People Who Work in Northern Idaho Live, 2018

City of Residence	All Jobs
Coeur d'Alene	17,586
Post Falls	9,938
Hayden	4,930
Sandpoint	3,167
Rathdrum	2,436
Dalton Gardens	949
Boise City	848
Bonnars Ferry	765
Kellogg	682
St. Maries	541

Note: "All Jobs" includes private and public sector jobs. It also includes a count of workers with multiple jobs. Source: US Census Bureau

10. Top 10 Cities Where People Who Live in Northern Idaho Work, 2018

City of Employment	All Jobs
Coeur d'Alene	26,742
Post Falls	8,698
Sandpoint	6,056
Hayden	5,398
Boise City	1,732
Kellogg	1,600
Rathdrum	1,381
Ponderay	1,347
Bonniers Ferry	1,320
St. Maries	1,219

Note: "All Jobs" includes private and public sector jobs. It also includes a count of workers with multiple jobs.

Source: US Census Bureau

For more Information, Contact:

Samuel Wolkenhauer , Labor Economist, Idaho Department of Labor • 600 N. Thornton Street, Post Falls, ID 83854 • (208) 457-8789 ext. 4451 • samuel.wolkenhauer@labor.idaho.gov • Labor Market Information website: Imi.idaho.gov

— Blank Page —