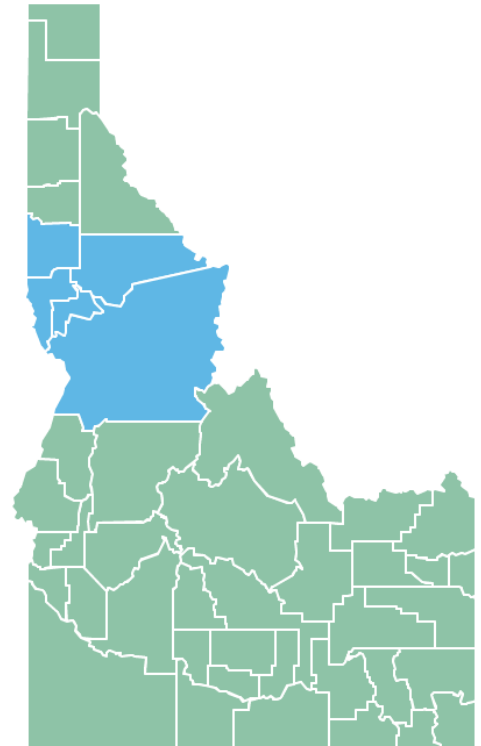


North Central Idaho Labor Force And Economic Profile

Last Updated: September 15, 2021

North Central Idaho Economic Overview

Civilian Labor Force (Aug 2021)	51,343
Unemployment Rate (Aug 2021)	3.1%
Population (2020)	111,092
Median Household Income (2019)	\$50,617
Per Capita Personal Income (2019)	\$42,285
Poverty Rate (2019)	15.3%



1. Regional Demographic Characteristics, 2019

	North Central	Region (%)	State of Idaho (%)	United States (%)
Total Population	108,644	100.0%	1,717,750	324,697,795
Race and Ethnicity				
White alone, not hispanic	95,985	88.3%	82.0%	60.7%
Black or African American alone, not hispanic	675	0.6%	0.7%	12.3%
Native American alone, not hispanic	3,858	3.6%	1.1%	0.7%
Asian alone, not hispanic	1,356	1.2%	1.3%	5.5%
Hispanic or Latino (of any race)	4,405	4.1%	12.5%	18.0%
Gender				
Male	55,448	51.0%	50.1%	49.2%
Female	53,196	49.0%	49.9%	50.8%
Age				
Median age	43.7	-	40.3	38.1
Under 18 years	21,401	19.7%	25.7%	22.6%
Over 18 years	87,243	80.3%	74.3%	77.4%
21 years and over	71,921	66.2%	64.9%	67.9%
Over 65 years	20,696	19.0%	15.4%	15.6%
Educational Attainment (Population 25 years and Over)				
Less than 9th grade	1,117	1.0%	2.2%	3.5%
High school graduate (with equivalencies)	20,981	5.8%	17.8%	18.3%
Some college, no degree	18,688	17.2%	16.9%	13.9%
Associate's degree	6,344	5.8%	6.4%	5.8%
Bachelor's degree	13,510	12.4%	12.1%	13.4%
Graduate or professional degree	7,133	6.6%	5.8%	8.4%
Median Household Income	\$50,617	-	\$56,605	\$62,843

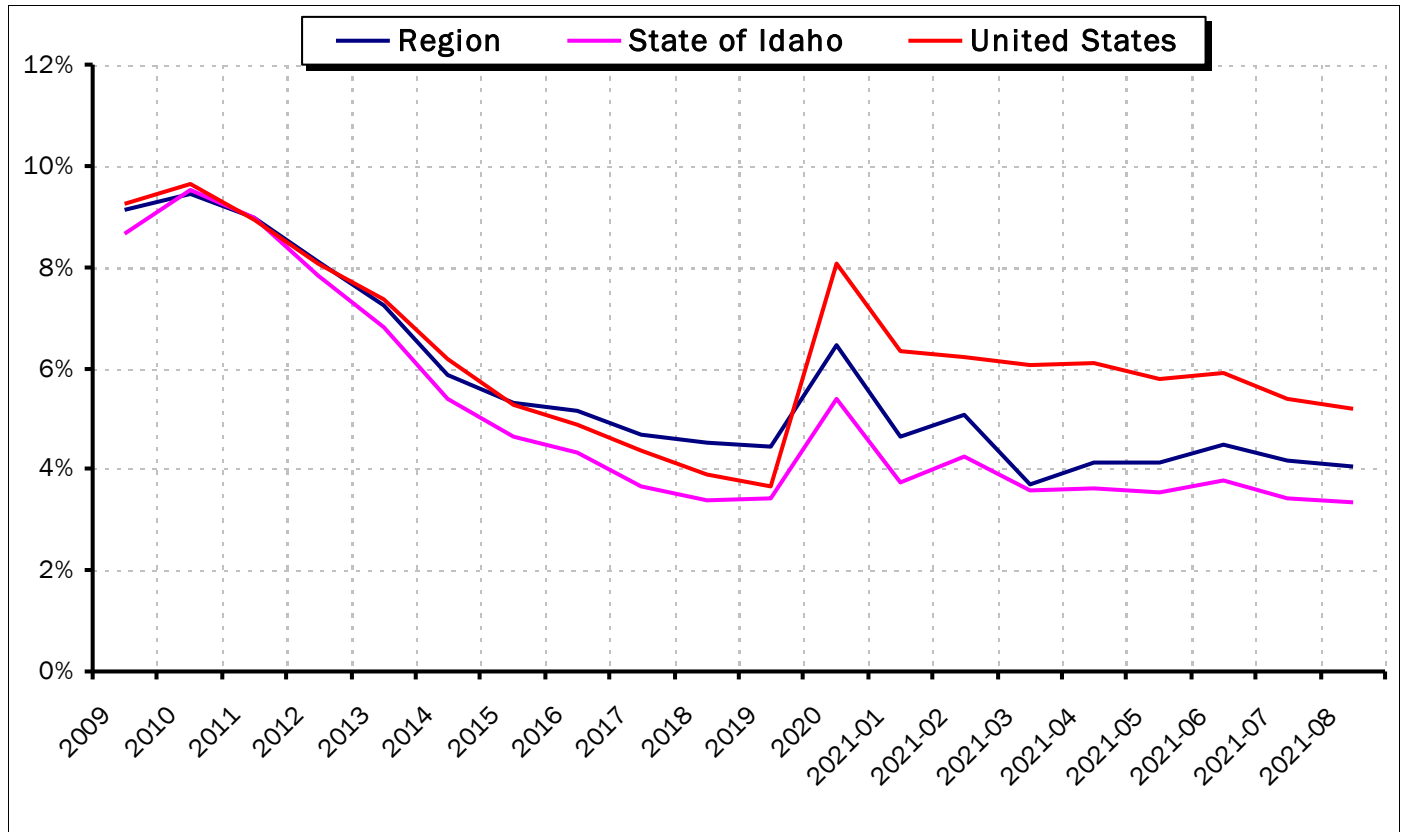
Source: US Census Bureau, American Community Survey 2019 5-Year Estimates

2. Labor Force

	Labor Force	Employment	Unemployed	Unemployment Rate
August 2021	51,343	49,729	1,614	3.1%
August 2020	52,412	50,244	2,168	4.1%

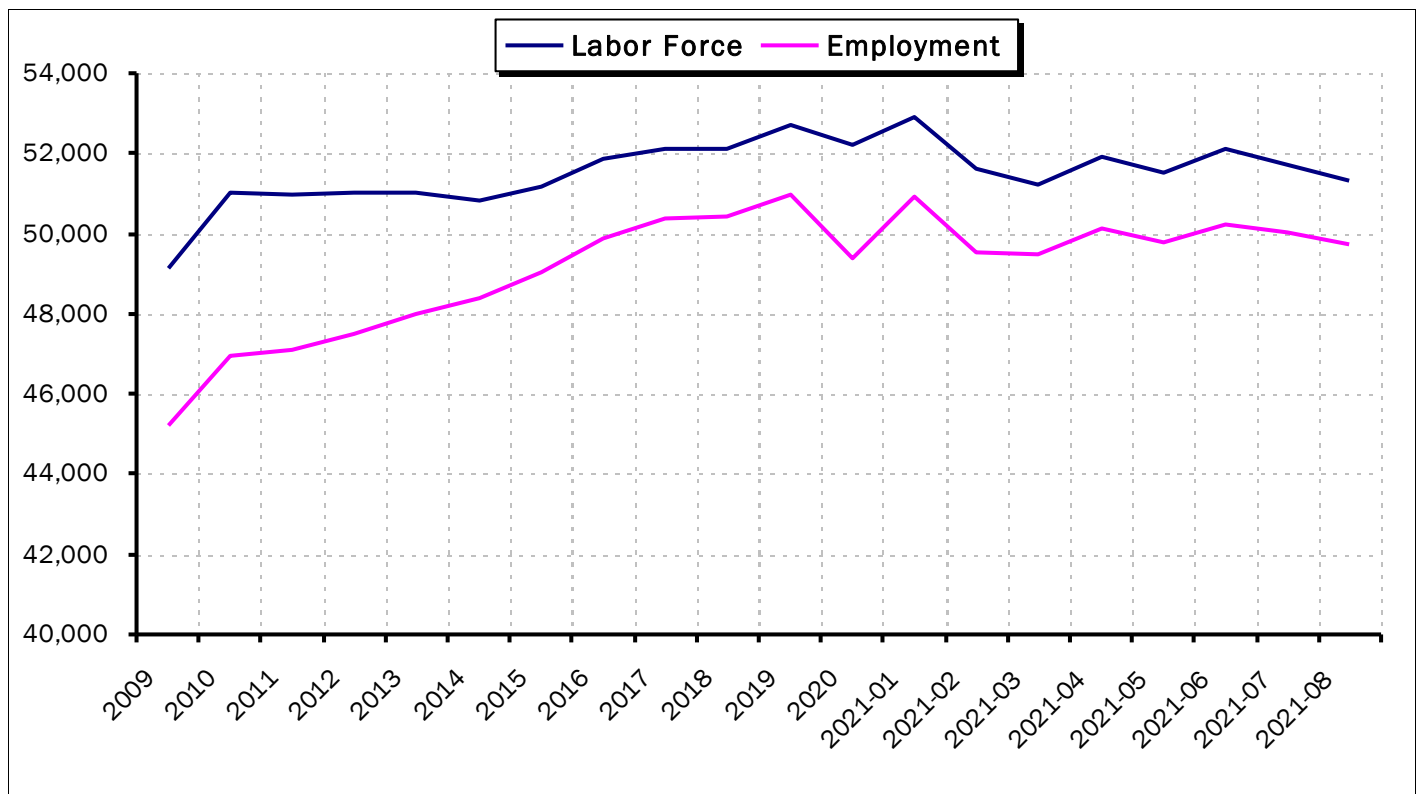
Source: Idaho Department of Labor

3. Seasonally-Adjusted Unemployment Rate, 2009 - Current



Source: Idaho Department of Labor

4. Seasonally-Adjusted Labor Force and Employment, 2009 - Current



Source: Idaho Department of Labor

5. Industry Employment and Wages- 2010, 2019 and 2020

Industry Sector	2010		2019		2020	
	Average Employment	Average Wages	Average Employment	Average Wages	Average Employment	Average Wages
Total Covered Wages	41,785	\$32,557	43,238	\$40,033	41,785	\$42,456
Natural Resources and Mining	1,060	\$39,665	1,125	\$51,252	1,155	\$51,609
Construction	1,727	\$34,587	2,061	\$41,808	2,127	\$42,542
Manufacturing	3,853	\$46,646	4,595	\$56,210	4,903	\$60,627
Trade,Transportation, and Utilities	7,651	\$28,455	7,665	\$34,602	7,414	\$37,087
Information	683	\$28,511	657	\$37,725	588	\$42,630
Financial Activities	2,074	\$36,029	1,869	\$52,420	1,896	\$57,496
Professional and Business Services	2,145	\$44,087	2,231	\$40,593	2,199	\$45,566
Education and Health Services	13,307	\$33,465	13,751	\$42,428	12,947	\$44,270
Leisure and Hospitality	4,543	\$13,067	4,971	\$16,408	4,363	\$17,302
Other Services	1,019	\$22,704	1,019	\$27,081	976	\$28,942
Public Administration	3,714	\$38,924	3,545	\$47,722	3,520	\$49,850

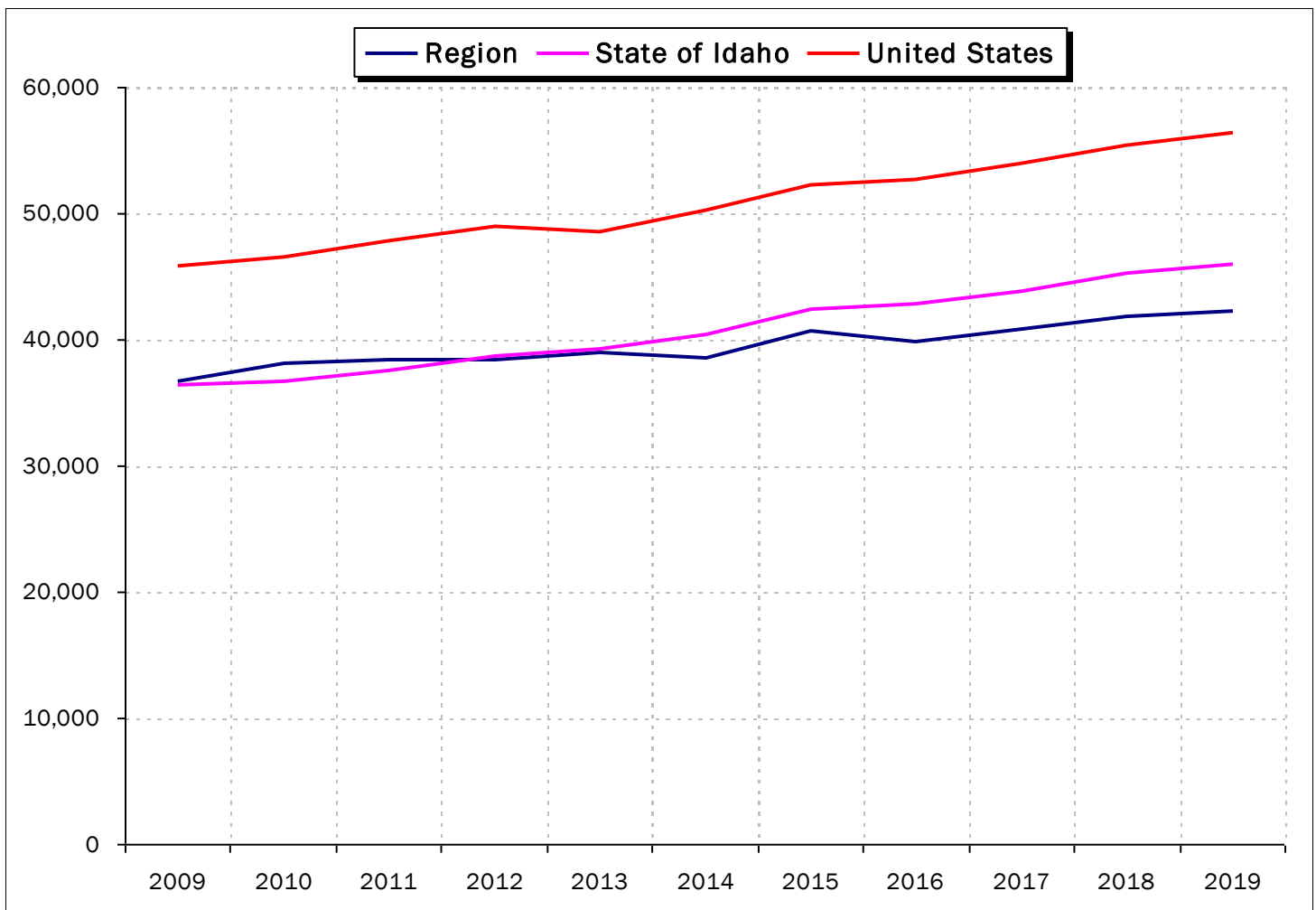
Source: Idaho Department of Labor

6. Top Employers, 2020

Employer	Ownership	Range
University of Idaho	State Gov	2,500 - 4,999
Clearwater Paper Corporation	Private	1,000 - 2,499
Federal Cartridge Company	Private	1,000 - 2,499
Lewiston Independent School District	Local Gov	500 - 999
Schweitzer Engineering Laboratories	Private	500 - 999
Gritman Medical Center	Private	500 - 999
Regence BlueCross BlueShield of Oregon	Private	500 - 999
Nez Perce Tribal Executive Committee	Local Gov	500 - 999
Lewis-Clark State College	State Gov	250 - 499
US Department of Agriculture	Federal Gov	250 - 499

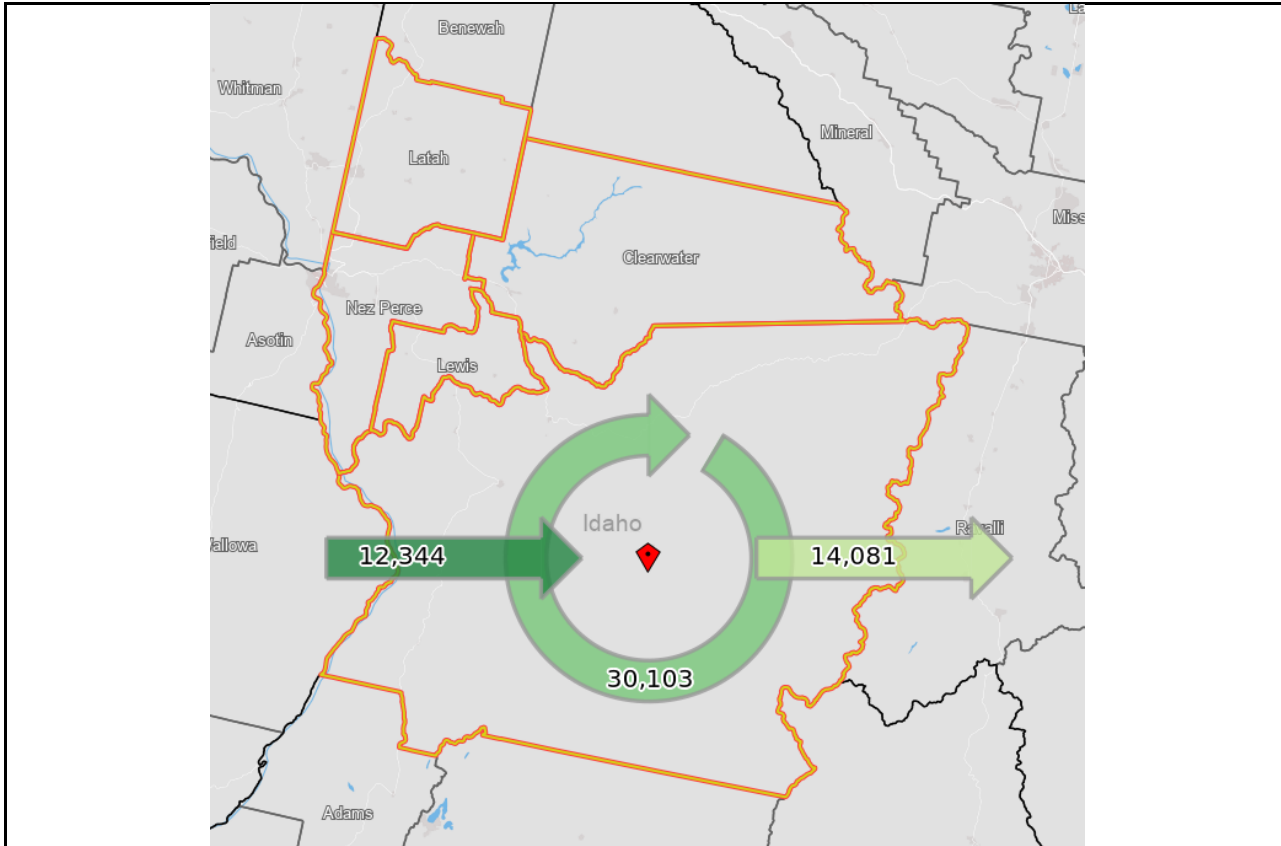
NOTE: Only employers that have given the Department permission to release employment range data are listed. Source: Idaho Department of Labor

7. Real Per Capita Income, 2009 - 2019



8. Labor Force Commuting Patterns, 2018

It is estimated that 30,103 workers lived and worked in North Central Idaho in 2018. Another 12,344 workers were employed in North Central Idaho but lived outside, while 14,801 workers commuted to other areas for work.



Source: US Census Bureau

9. Top 10 Cities Where People Who Work in North Central Idaho Live, 2018

City of Residence	All Jobs
Lewiston	11,259
Moscow	6,136
Grangeville	900
Orofino	790
Boise City	515
Coeur d'Alene	440
Lapwai	277
Genesee	257
Kamiah	256
Post Falls	220

Note: "All Jobs" includes private and public sector jobs. It also includes a count of workers with multiple jobs. Source: US Census Bureau

10. Top 10 Cities Where People Who Live in North Central Idaho Work, 2018

City of Employment	All Jobs
Lewiston	11,704
Moscow	7,351
Orofino	1,348
Grangeville	1,331
Boise City	1,047
Coeur d'Alene	819
Kamiah	490
Cottonwood	481
Lapwai	472
Troy	215

Note: "All Jobs" includes private and public sector jobs. It also includes a count of workers with multiple jobs.

Source: US Census Bureau

For more Information, Contact:

Rajshri Suresh, Labor Economist, Idaho Department of Labor • 1158 Idaho Street , Lewiston, ID 83501 • (208)-799-5000 ext. 4076 • rajshri.suresh@labor.idaho.gov • Labor Market Information website: Imi.idaho.gov

— Blank Page —